Protected against accidental electric contact, stamped terminals, with double entries and double tightening, can be used as a very high temperature junction box

Type BJ
Main features



Main features: The BJ series differs from the BL series by its terminals, which are double input and double clamping. This configuration allows to independently clamp two conductors per input, while providing a significant economy of material.
They allow the simple connection of distribution cables for series-connected devices, such as lighting systems in road or rail tunnels, each terminal can at the same time ensure the continuity of the main line, and the diversion to one or two devices. Because of their construction, they are non-flammable and resistant to temperature and humidity without losing their electrical and insulating characteristics. Depending on the materials used for the manufacture of the terminals, they can withstand more or less prolonged fire condtitions. This series includes versions with direct clamping or indirect clamping by screw on stainless steel pressure plate, more suitable for flexible and extra-flexible cables.

Ceramic: Steatite type C221, unglazed, slightly creamy color.
Typical insulation resistance between two terminals (500V measuring voltage):
at 20°C (70°F): 300 MΩ
at 100°C (212°F): 250 MΩ
at 200°C (390°F): 200 MΩ
at 300°C (570°F): 190 MΩ
at 400°C (750°F): 190 MΩ
The insulation values with respect to the earth are approximately 2 times greater. The EN 60998 standard imposes an insulation resistance greater than 5 MΩ. Their insulating characteristics are therefore about 20 to 40 times higher, including at 400°C (750°F).
Dielectric strength: higher than 3000V. Minimum insulation distance through ceramic between 2 terminals: 2mm
Maximum operating voltage: 450V, in pollution class 3.
Insulation distances: Greater than 4mm between mounting face and terminals, between terminals, and between two connection blocks mounted side by side.
Live parts: Protected against accidental electrical contact (Standard Finger Type A according to IEC 61032).
Mounting: they have one or two holes for installing them with a f screw on a wall or a board. A hexagonal recess makes it possible to place a round-headed or hexagonal-headed screw, or a nut. This allows mounting with clamping by the front or the back.
Applicable standards: (IEC) EN 60998-1; (IEC) EN 60998-2-1.

Steatite connection blocks 450V range

Halogens FREE | RoHS REACH | C221 unglazed ceramic

Protected against accidental electric contact, stamped terminals, with double entries and double tightening, can be used as a very high temperature junction box

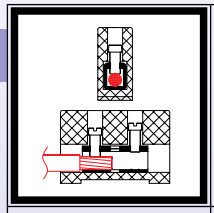

Without pressure plate

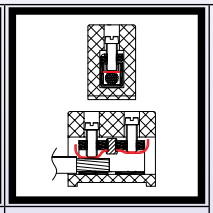

With pressure plate



GWFI 960°C — Non-flammable

Protected

450V BJ — 25mm²

2 x 6 mm² direct pressure screw

BJ0620**** (Direct clamping)

38 gr.

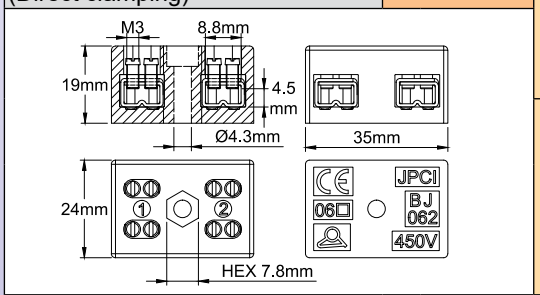

BJ062P**** (Clamping with Aisi 301 pressure plate)

39 gr.

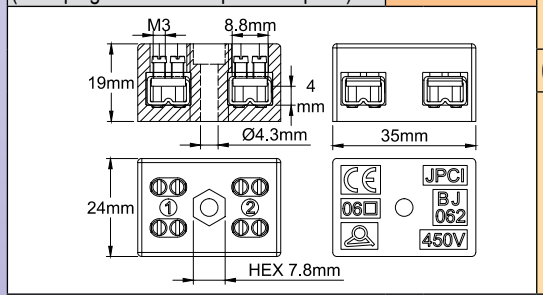

SOLID CONDUCTOR

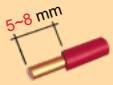

2x6mm² / 2x4mm² / 2x2.5mm² 2xAWG10 / 2xAWG12 / 2xAWG14

STRANDED CONDUCTOR

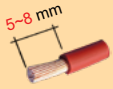

2x4mm² / 2x2.5mm² 2xAWG12 / 2xAWG14

0.5 N.m (x2)	2 x M3
450V	41A (x2)

BJ0630**** (Direct clamping)

60 gr.

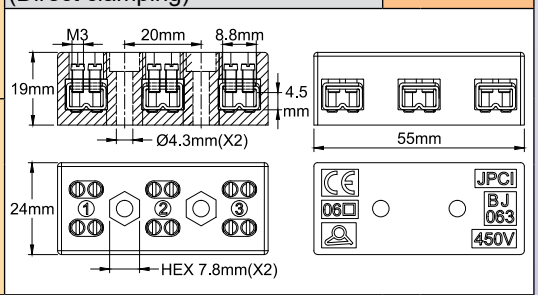

BJ063P**** (Clamping with Aisi 301 pressure plate)

61.5 gr.

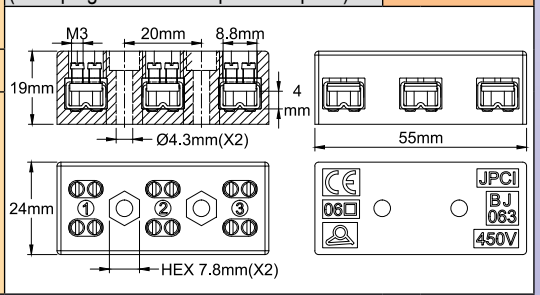

Full references

Type	Terminals Material	Permanent Temperature	Peak Temperature (90 min)	References with direct clamping	References with pressure plate
BJ062	Un-plated brass*	230°C/450°F	450°C/840°F	BJ06200000	BJ062P00000
BJ063	Un-plated brass*	230°C/450°F	450°C/840°F	BJ06300000	BJ063P00000
BJ062	Nickel plated steel*	400°C/750°F	550°C/1020°F	BJ0620000S	BJ062P0000S
BJ063	Nickel plated steel*	400°C/750°F	550°C/1020°F	BJ0630000S	BJ063P0000S
BJ062	Aisi 304 Stainless steel**	500°C/930°F	700°C/1290°F 900°C/1650°F***	BJ06200004	BJ062P00004
BJ063	Aisi 304 Stainless steel**	500°C/930°F	700°C/1290°F 900°C/1650°F***	BJ06300004	BJ063P00004
BJ062	Nickel 201**	500°C/930°F	700°C/1290°F 950°C/1740°F***	BJ0620000N	BJ062P0000N
BJ063	Nickel 201**	500°C/930°F	700°C/1290°F 950°C/1740°F***	BJ0630000N	BJ063P0000N

*** : Nickel plated steel screw.**
**** : Stainless steel screw.**
***** : Conditions encountered in case of fire. The terminal block provides electrical continuity for about 2 hours at this temperature, but must be replaced later.**